

Venus Technical data sheet of V-2700 series Respirator

Description

- V-2700 series respirators include V-230 SLV & V-2735 SLOV-V respirators.
- These respirators are of convex shaped design with a double shell for comfort and protection.
- V-2700 series respirators have superior micro-fine media technology which protects the user from respirable suspended particulate matter. The filters have a high dust holding capacity which do not get clogged thereby increasing the respirators life.
- V-2700 series have Venus's Stay cool butterfly vent valve which provides superior breathing comfort by removing built up heat inside the mask and aids in easy communication. These respirators also come with a special transparent valve cap to demonstrate the performance of the valve.
- V-2700 series respirators have NR D Anti clogging mark. These series of respirators have passed dolomite test and can resist clogging in very high dust environments.
- Venus V-2735 SLOV-V respirator includes an activated carbon layer for absorption of nuisance level of obnoxious odour and vapour.
- Venus V-2735 SLOV-V respirator has an outer flame retardant layer to protect against welding sparks.
- These respirators have headband sewn on the outside filter media to avoid puncture in the filter area and provide a leak-proof fit.
- V-2700 series of respirators have a full foam seal for absorption of sweat and provide a comfortable fit to the user.
- V-2700 series respirators have latex free braided textile elastic which is skin friendly, has a long life and does not

deform with repeat wears under high temperature.

- V-2700 series of respirators have front pull adjusters with broad cotton elastic which gives a good fit and relieves strap pressure.

Materials

The following materials are used in the production of V-230 SLV, V-2735 SLOV-V respirators.

Straps	Polyester/Polyisoprene
Nose Foam	Polyester/PVC
Nose Clip	Aluminum
Filter	Polyester/Polypropylene/carbon
Valve	Polypropylene /polycarbonate
Valve Diaphragm	polyisoprene
Mesh	Polypropylene
Adjustor Clip	Polypropylene

- These products do not contain components made from natural rubber latex
- Approximate minimum mass of products:
V-230 SLV – 30.4g
V-2735 SLOV-V – 37g

Selection Guide		FFP1	FFP2	FFP3	Organic Vapour	Acid Gas	Welding
Painting, Varnishing, Spraying, Coating, Mixing	Solvent-Based-brush/roller applied			•	•		
	Solvent- Based-spray applied	Contact Venus					
	Water-Based-brush/roller/spray applied			•			
	Wood Preservatives			•	•		
	Powder Coating			•			
Sanding, Stripping, Grinding, Cutting, Drilling	Rust,most metals,Filler,Concrete,Stone	•					
	Cement,Wood,Steel		•				
	Paints,Varnish,Anti-rust coating		•				
	Stainless-Steel,Anti fouling varnish			•			
	Resins,Reinforced plastics(carbon/glassfibre)		•	•			
Construction/ Maintenance	Scabbling,Shot-creting(concrete dust)	•	•	•			
	Platering,Rendering,Cement mixing	•	•	•			
	Demolition	•	•				•
	Groundwork,Earth moving,Piling,Underpinning		•	•			
	Spray foam,Loft Insulation		•	•			
Metal working/ Foundries	Welding,Soldering		•	•			•
	Electro-plating		•	•		•	
	Finishing,Slotting,Drilling,Riveting,Machining		•	•			
	Oxyacetylene cutting		•	•			
	Molten metal handling,Smelting		•	•		•	
Cleaning/ Waste Removal	Disinfection, Cleaning		•	•	•	•	
	Waste removal		•	•	•		
	Asbestos handling			•			
	Asbestos removal	Contact Venus					
Allergens/ Biohazards	Pollen,Animal dander	•					
	Mould/Fungus,Bacteria*,Viruses		•	•			
	Tuberculosis*			•			
	Diesel exhaust/Smoke		•				
Agriculture/ Forestry	Handling infected animals,Culling		•	•	•		
	Feeding livestock, Cleaning sheds/ Harvesters	•	•	•			
	Straw chopping,Composting,Harvesting		•	•			
	Pesticides,Insecticides(crop spraying)		•	•	•		
Mining/ Quarrying	Tunneling,Drilling,Grinding,Excavation		•	•			
	Pumping,Dredging,Washing		•	•			
	Cutting,Sawing		•	•			
	Changing Filters		•	•			
Other Industrial Applications	Ink,Dyes,Solvents,Chemicals		•	•	•		
	Powderd Additives/Chemicals		•	•	•		
	Pharmaceuticals		•	•	•		
	Rubber/Plastic processing		•	•	•		
	Oil & gas extraction/ Processing		•	•	•	•	•
	Pottery,Ceramics			•			
	Wood/ Paper Mills		•	•			

Standards

Venus V-230 SLV & V-2735 SLOV respirators meet the requirements of EN 149:2001+A1:2009.

These respirators should be used to protect the wearer from solid dust & oil mist. Particulate filter respirators are classified by filtering efficiency and maximum total inward leakage performance & also by inhalation resistance.

P3 filters are intended for use against both mechanically and thermally generated particulates e.g. Asbestos handling, metal handling, solvent based painting etc. P2 & P3 filters may also help reduce breathing in pathogenic biological airborne particulates such as influenza virus.

Approvals

Venus V-230 SLV & V-2735 SLOV-V respirators have been produced to comply with the requirements of EN 149:2001+A1:2009 under an agreed production certification scheme operated in accordance with IFA in Germany.

Applications

These respirators are suitable for use in concentration of solid and non-volatile liquid particles upto the following limits

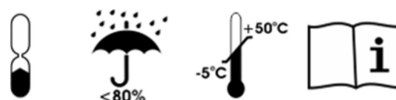
Model	Approved	Colour	Max. Use Level
V-230 SLV	EN149:2001+A1:2009	White	50 x OEL
V-2735 SLOV	EN149:2001+A1:2009	Grey	50 x OEL

Storage & Shelf Life

V-2700 series respirator until use shall be stored in the sealed pack to retain its properties. For transport such packs shall be

suitably packed in outer cartons to protect from climatic hazards and mechanical shocks.

The shelf life of the product is 60 months from the date of manufacture. (If stored between -50°C and $+50^{\circ}\text{C}$ & Humidity not over 80%). The date of manufacture is mentioned on the pack of the respirator.



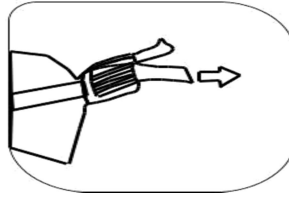

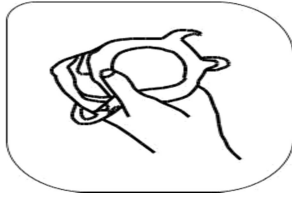
Disposal

Contaminated products should be disposed as hazardous waste in accordance with local regulations.

User instructions

Before use, check for visible damage. Damaged or dirty (on breathing side) particles filtering respirators should not be used.

1. Hold the respirator in hand, allowing the head-straps to hang loosely in front of the mask
2. Position the lower head strap around the neck below the ears. Hold the respirator against the face and place the top head-strap around the crown of the head.
3. Adjust head straps by grasping the loose strap end and pull rear ward until respirator fits comfortably.
4. Fit the nose area to the shape of the face by forming the nose piece with the fingertips. Start from the nose piece working downward while pressing against the nose. Always use both hands.



Limitations

1. Do not use for protection against Gases, Vapor or in atmospheres containing less than 17% Oxygen.
2. Do not use with beard or other facial hair that prevent direct contact between the face and the edge of the respirator.
3. Do not use when concentrations of contaminants are immediately dangerous to life and health, are unknown, or when particulate concentration exceed the maximum use level / or other levels determined by your National Occupational Safety and Health Authorities.

Fit Check

1. Cover the front of the respirator with both hands being careful not to disturb the respirator.
2. Exhale sharply into the respirator.
3. If air leaks around the nose, readjust the nose clip to eliminate leakage. Repeat the above fit check
4. If air leaks at the respirator edges, work the straps back along the sides of the head to eliminate leakage. Repeat the above fit check.

If you cannot achieve a proper fit DO NOT enter the hazardous area. See your supervisor.

For information regarding fit testing procedure please contact Venus.

Product Range



V-230 SLV



V-2735 SLOV-V

Manufacturer name & address

VENUS Safety & Health Pvt. Ltd.

I-75/76, Tondre, MIDC- Taloja, Dist.- Raigad, MH 410 208, India
TOLL Free: 1800 22 2646 | Ph : +91 22 27410018
Email: info@venusohs.com | Web: www.venusohs.com