



model 7603

Portable Air-Pressurized Emergency Eyewash

FEATURES & BENEFITS

CONSTRUCTION

Stainless steel constructed tank makes for a solid portable unit with added resistance against corrosion and breakage.

ADDED PROTECTION

Green polyethylene plastic dust covers that release with water pressure keep the unit protected from debris up until the last second before use further optimizing operation.

VALVES

Valve comes equipped with stainless steel ball and stem for added protection against corrosion and breakage. Full continuous flow occurs with the simple push of a stainless steel flag.

SAFETY

Air pressure gauge, pressure relief valve, and tire-type air fill valve decrease the possibility of mishaps and make for a safer piece of emergency equipment.

FLOW CONTROLS

Green ABS plastic Soft-Flo anti-surge heads distribute water at a rate of .25 gpm (.9 L) when pressure is between 30 and 75 psi (2.1 and 5.1 bar).

ANSI COMPLIANCE

10 useable gallons of water provide 15 minute flushing.



SPECIFICATIONS

Model 7603, pressurized portable emergency eyewash shall include a 15 gallon (56.8 L) stainless steel container equipped with pressure gauge and safety relief valve, soft-flo ABS plastic eyewash anti-surge heads with integral flow controls and dust covers, chrome plated brass stay-open 1/2" IPS eyewash valve with stainless steel ball and valve stem, with large stainless push handle activation. Unit shall also include label-mounted operating instructions. Model 9082 additive not included - order separately.

OPTIONS

- ☐ Transport Cart: Model 9008 cart designed to transport all stainless steel portable eyewashes.
- ☐ Water Additive: Model 9082, bacteriostatic preservative for use in portable eyewash stations. One 8 oz. (236 ml) bottle will preserve 5 to 20 gallons (18.9 to 75.7 L) of potable water for up to four months. Four bottles per carton.
- ☐ Emergency Body Spray: Model 8901B, wall-mounted body spray with 8-foot (243.8 cm) pressure rated hose, including wall mounting bracket.

For more information, visit www.hawscos.com or call (888) 640-4297.

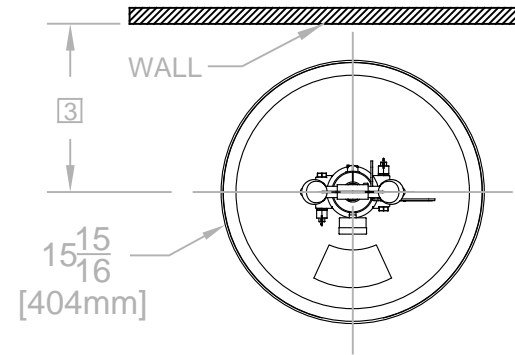
APPLICATIONS

Where the eyes of any person may be exposed to injurious or corrosive materials, when suitable facilities for quick flushing of the eyes needs to be provided and a continuous supply of water is not available. Although the 7603 may be used in a wide variety of locations, it is ideal for the remote and low traffic areas where protective and mobile measures may still be needed. Emergency eyewash equipment shall be in unobstructed and accessible locations that require no more than 10 seconds for the injured person to reach. Model 7603 is certified by CSA to meet the ANSI Z358.1 Standard for Emergency Eyewash and Shower Equipment.

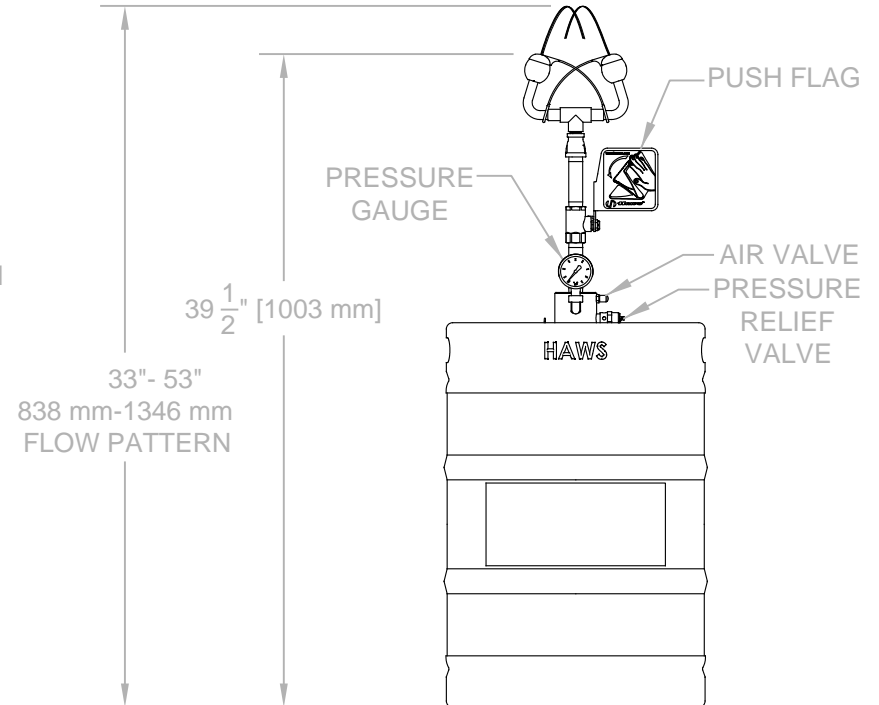
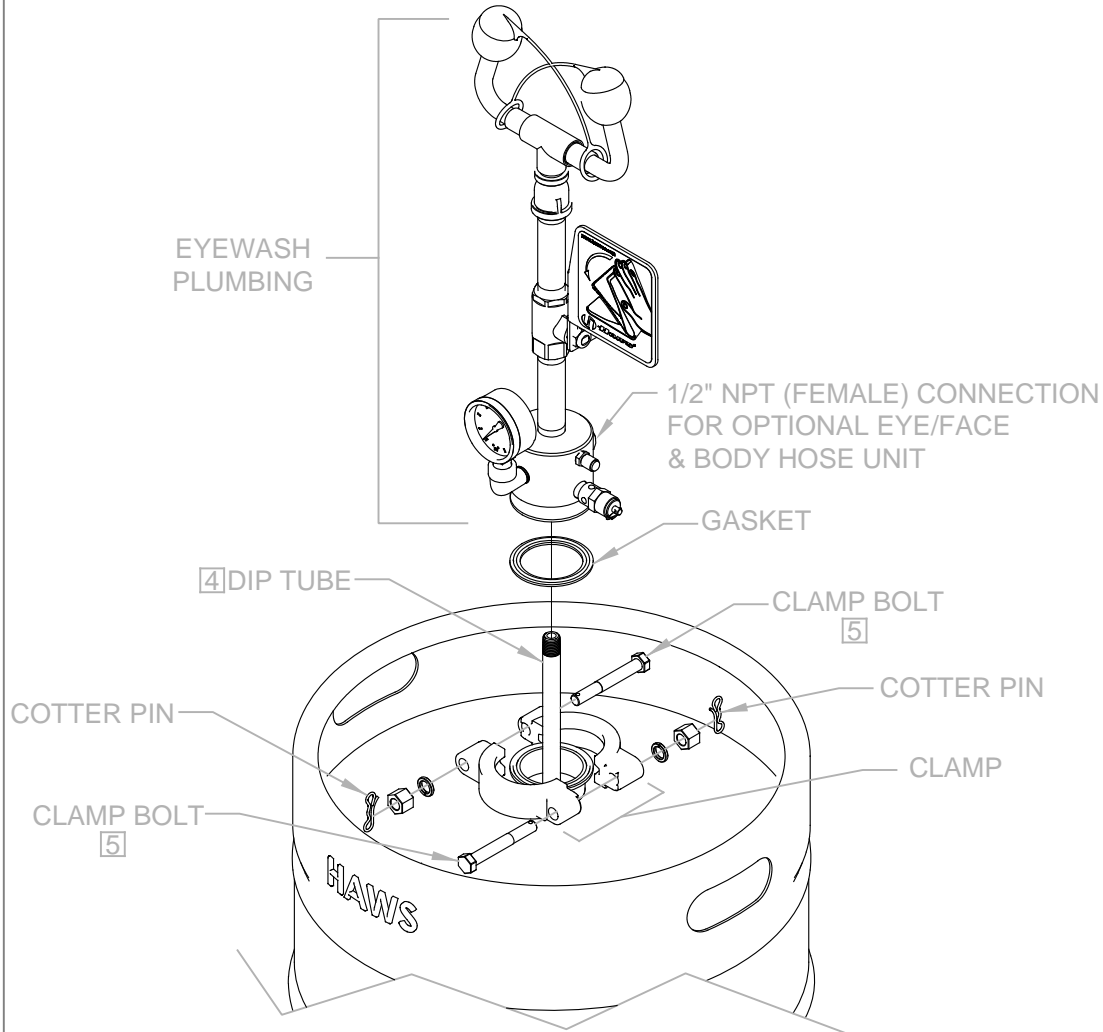


NOTES:

1. TO COMPLY WITH ANSI/ISEA Z358.1-2014 FOR EMERGENCY EYEWASH OR EYEWASH:
EYEWASH OR EYE/FACE WASH SHALL BE POSITIONED SUCH THAT FLUSHING FLUID PATTERN IS NOT LESS THAN
33" (838mm) AND NO GREATER THAN 53" (1346 mm) FROM SURFACE ON WHICH USER STANDS; AND 6.0" (153mm)
MINIMUM FROM WALL OR NEAREST OBSTRUCTION.
 2. DIMENSIONS MAY VARY BY $\pm 1/2"$ [12.7mm].
 3. EYEWASH HEAD ASSEMBLY MUST BE PARALLEL TO WALL OR OBSTRUCTION TO MEET CRITERIA STATED IN
ACCORDANCE TO NOTE 1.
 4. USE DOW CORNING 832 SEALANT ON DIP TUBE THREADS; HAND TIGHTEN.
 5. TIGHTEN CLAMP BOLTS TO 10 FT. LB. OF TORQUE.
 6. FILL WITH 10 GALLONS OF CLEAN POTABLE WATER (NOTE FILL LINE ON MAIN LABEL.)
 7. PRESSURIZE TO 75 PSI. REFILL IF PRESSURE IS LESS THAN 70 PSI.
 8. WHEN INSTALLING THIS UNIT, LOCAL, STATE, OR FEDERAL CODES SHOULD BE ADHERED TO FOR INSTALLATION
DIMENSIONS (LOCATIONS), WASTE AND SUPPLY REQUIREMENTS, ETC.
 9. 7603T/7603T240 MUST BE FILLED WITH WATER BEFORE CONNECTING BLANKET TO POWER SOURCE.
- (NOTES CONTINUED ON PAGE 2 OF 2)



DETAILS FOR MODELS 7603

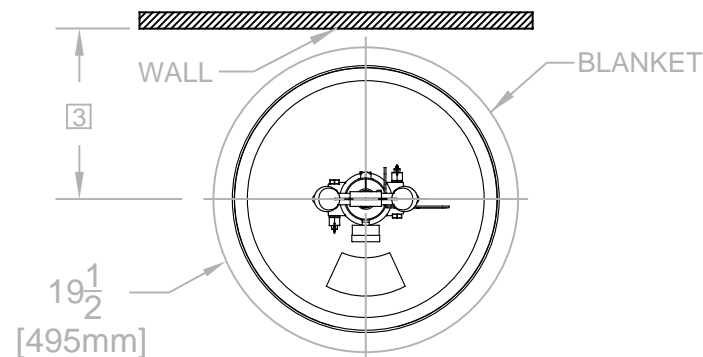


				1455 KLEPPE LANE SPARKS, NEVADA 89431 (775) 359-4712 FAX (775) 359-7424 E-MAIL: HAWS@HAWS.CO.COM WEBSITE: WWW.HAWS.CO.COM			
ECN NO. 5074	REVISED PER ECN: 5438	BY: FV	DATE: 05/12/16	CHKD: DP	MODEL(S) 7603/7603T/7603T240		PART NUMBER 0510000480.D
DRAWN: JL	DATE: 05/12/16	CHKD: DP	DATE: 12/09/19	APPROVED: IR	SCALE: N/A	DRAWING TYPE: INSTALLATION	REVISION 4
				SHEET 1 OF 2			

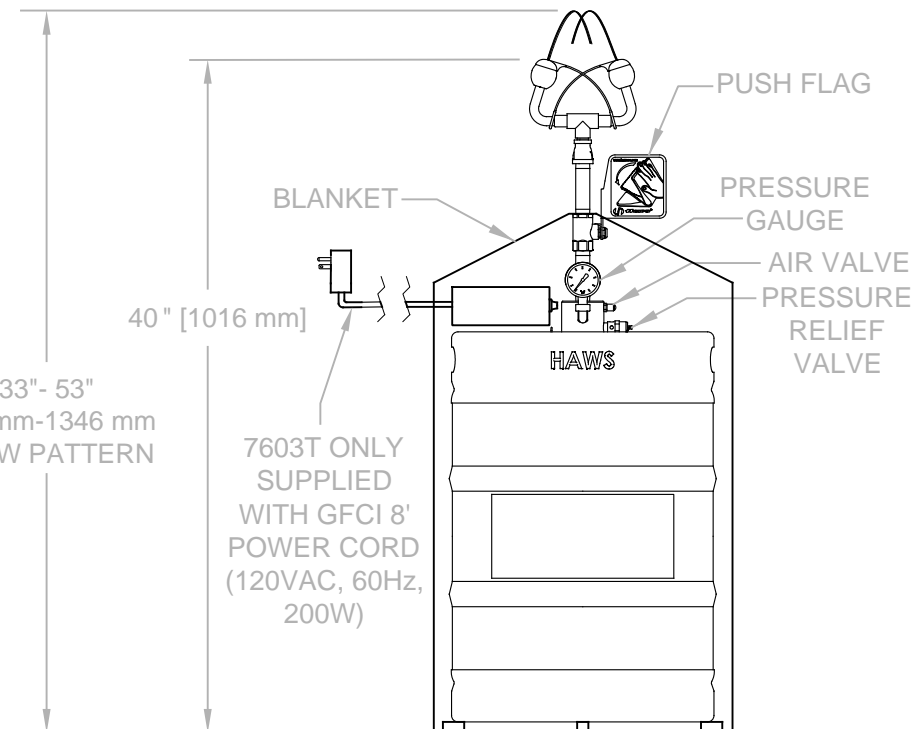
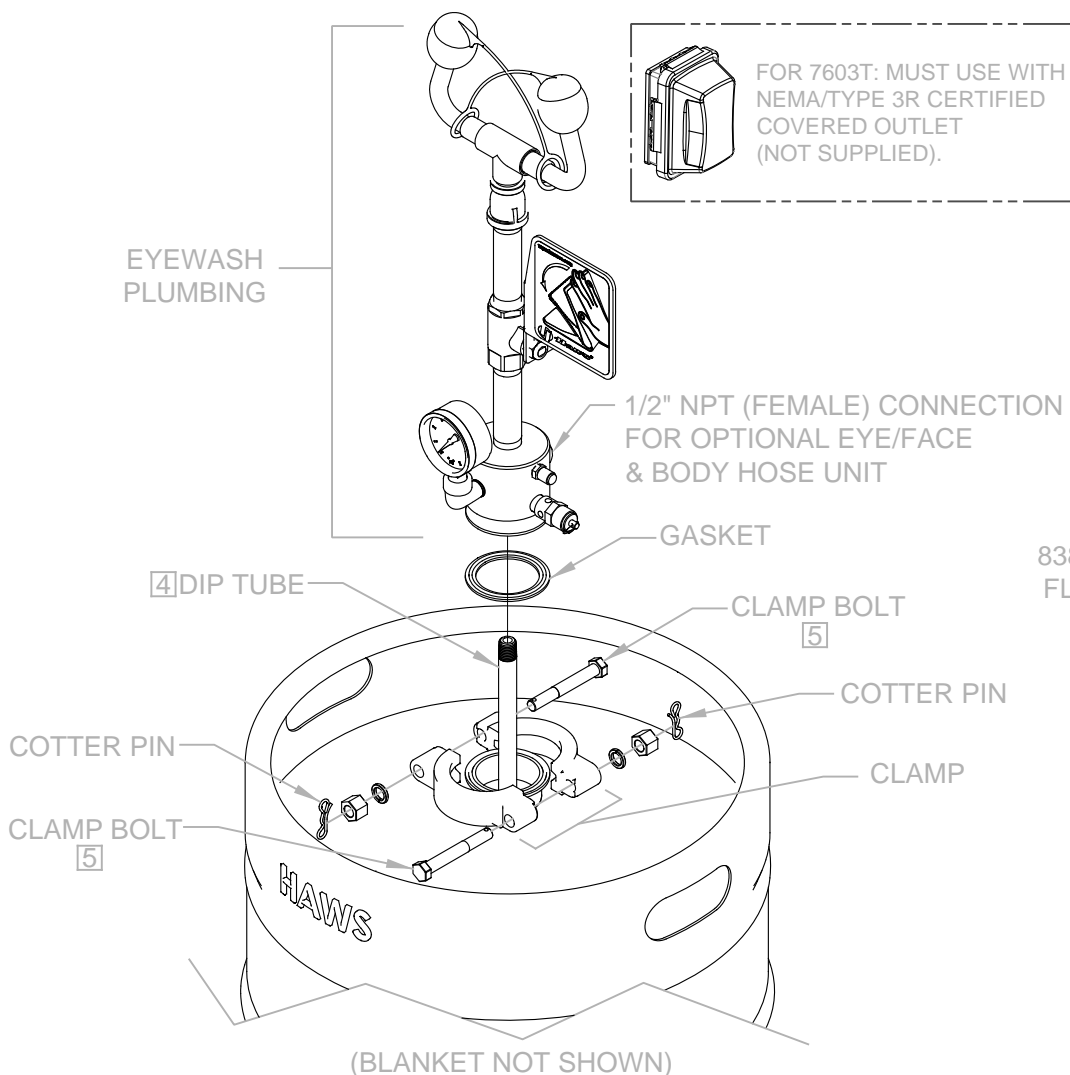
NOTES: (CONTINUED FROM PAGE 1 OF 2)

(FOR MODEL 7603T240):

10. CORD SET SHALL BE LISTED TO UL 817 AND CSA-C22.2 NO. 21 AND PROVIDED WITH 3 WIRE GROUNDING TYPE ATTACHMENT PLUG RATED 240 V, MIN. 15 A.
11. THE FLEXIBLE CORD TYPE SHALL BE TYPE S, SE, SJ, SJE, SJO, SJOO, SJT, SJTO, SJTOO, SO, SOO, ST, STO, OR STOO AND HAVE A TYPE LETTER SUFFIX OF "W," "W-A" OR "OUTDOOR."
12. THE CORD SET SHALL BE MIN. 6 FT IN LENGTH AND MIN 18 AWG SIZE FOR FLEXIBLE POWER SUPPLY CORD.
13. LISTED STRAIN RELIEF BUSHING SUITABLE FOR CORD SET SIZE AND OUTDOOR USE SHALL BE USED.
14. ALL MODELS MUST HAVE A GROUND FAULT PROTECTION DEVICE (30mA GFCI) FOR HEAT TRACE. ELECTRICAL CURRENTS MAY BE INSUFFICIENT TO TRIP A CONVENTIONAL CIRCUIT BREAKER. ALL INSTALLATIONS MUST BE INSTALLED IN COMPLIANCE WITH LOCAL, STATE, AND/OR FEDERAL CODES.
15. ALL POWER CONNECTIONS MUST BE MADE ACCORDING TO NEC/ CEC CODE USING FLEXIBLE CONDUIT OR CABLE RATED FOR NEMA/TYPE 4 – NO RIGID CONNECTION PERMITTED. MODEL 7603T240 REQUIRES MINIMUM NEMA/TYPE 4 COMPLIANT EQUIPMENT.
16. THE FIELD INSTALLED POWER SUPPLY CORD SET NEEDS TO BE INSTALLED BY QUALIFIED PERSONNEL.



DETAILS FOR MODELS 7603T/7603T240
WITH HEATED BLANKET



						1455 KLEPPE LANE SPARKS, NEVADA 89431 (775) 359-4712 FAX (775) 359-7424 E-MAIL: HAWS@HAWS.CO.COM WEBSITE: WWW.HAWS.CO.COM			
ECN NO. 5074		REVISED PER ECN: 5438		BY: FV		MODEL(S)		PART NUMBER 0510000480.D	
DRAWN: MJ		DATE: 10/12/17		CHKD.: DP		7603/7603T/7603T240		REVISION	
APPROVED: IR		DATE: 12/09/19		SCALE: N/A		DRAWING TYPE: INSTALLATION		SIZE: A	
								SHEET 2 OF 2	
								4	