



TABLE OF CONTENTS

FLUSH BOLTS.....	2-6
CROSS REFERENCE TABLE, FLUSH BOLTS	6
SURFACE BOLTS	7
COORDINATORS.....	8-10
CROSS REFERENCE TABLE, COORDINATORS	10
FINISHES.....	11

FLUSH BOLTS

93170 Series Manual Flush Bolts For Hollow Metal Doors

FEATURES:

- Compatible with ANSI/BHMA 156.115 door and frame prep
- 3/4" slide bolt throw, 3/4" backset.
- 12" rod length (center of face to bolt end - retracted).
- 1-1/2" adjustable slide bolt.
- PDQ # 909 Dust Proof Strike recommended to prevent dirt from accumulating and clogging the bottom strike (ordered separately)

SPECIFICATIONS:

- | | |
|---|---|
| BASE MATERIAL: | • Brass and steel |
| FASTENERS: | • 16 ea. #8 x 3/4" FH combo screws. |
| FACE PLATE: | • 1" x 6-3/4" |
| STRIKE: | • 15/16" x 2-1/4" |
| GUIDE: | • 1" x 2", |
| FINISHES: | • 605 (US3) Bright Brass, 613 (US10B) Oil Rubbed Bronze, 626 (US26D) Satin Chrome |
| CERTIFICATIONS, LISTINGS, COMPLIANCES: | • UL/CUL listed for metal swing doors, 4'x8', 3 hrs
• Complies with ANSI/BHMA A156.16, Type L04251
• Meets requirements of Buy American Act |



93270 Series Manual Flush Bolts For Composite Wood Doors

FEATURES:

- Compatible with ANSI/BHMA 156.116W.
- Corner reinforcing plate.
- 3/4" slide bolt throw, 3/4" backset.
- 12" rod length (center of face to bolt end - retracted).
- 1-1/2" adjustable slide bolt.
- PDQ # 909 Dust Proof Strike recommended to prevent dirt from accumulating and clogging the bottom strike (ordered separately)

SPECIFICATIONS:

- | | |
|---|---|
| BASE MATERIAL: | • Brass and Steel |
| FASTENERS: | • 7 ea. #8 x 3/4" FH combo screws, 2 ea. #8-32 x 1/4" FH MS. |
| FACE PLATE: | • 1" x 6-3/4" |
| STRIKE: | • 15/16" x 2-1/4" |
| GUIDE: | • 1" x 2", |
| FINISHES: | • 605 (US3) Bright Brass, 613 (US10B) Oil Rubbed Bronze, 626 (US26D) Satin Chrome |
| CERTIFICATIONS, LISTINGS, COMPLIANCES: | • UL/CUL listed for hollow composite wood swing doors, 4'x8', 1-1/2 hrs
• Complies with ANSI/BHMA156.16, Type L04261
• Meets requirements of Buy American Act |



93101 Series Automatic Flush Bolts For Hollow Metal Doors



FEATURES:

- Easy closing force.
- Non-handed.
- Fully automatic— opening active door retracts top and bottom bolts.
- Override feature prevents damage to doors or bolts if bolt heads are blocked from entering strikes.
- Rods are adjustable up to 1-1/2".
- Fusible link automatically locks the inactive door under high heat conditions due to fire
- PDQ # 909 Dust Proof Strike recommended to prevent dirt from accumulating and clogging the bottom strike (ordered separately)

SPECIFICATIONS:

- | | |
|----------------------------------|--|
| BASE MATERIAL: | • Brass and Steel |
| FASTENERS: | • 16 ea. #8 x 3/4" FH combo screws, 4 ea. #8-32 x 3/8" FH MS. |
| FINISHES: | • 605 (US3) Bright Brass, 613 (US10B) Oil Rubbed Bronze, 626 (US26D) Satin Chrome |
| CERTIFICATIONS, LISTINGS, | |
| COMPLIANCES: | • UL/CUL 10C listed for hollow labeled hollow metal swing doors, 4' x 8', 3-1/2 hrs
• Complies with ANSI/BHMA156.3, Type 25
• Meets requirements of Buy American Act |



93102 Series Self-latching Automatic Flush Bolts For Hollow Metal Doors



FEATURES:

- Easy closing force.
- Top bolt automatically engages when the inactive door closes. Bottom latch on the inactive door automatically engages when the active door is closed. When the active door is opened, the bottom latch on the inactive door automatically retracts. The inactive door stays latched at the top until the top bolt is retracted by depressing the release button on the bolt face.
- Non-handed.
- Override feature prevents damage to doors or bolts if bolt heads are blocked from entering strikes.
- Bolt head rod is adjustable up to 1-1/2".
- Fusible link automatically locks the inactive door under high heat conditions due to fire
- PDQ # 909 Dust Proof Strike recommended to prevent dirt from accumulating and clogging the bottom strike (ordered separately)

SPECIFICATIONS:

- | | |
|----------------------------------|--|
| BASE MATERIAL: | • Brass and Steel |
| FASTENERS: | • 16 ea. #8 x 3/4" FH combo screws, 4 ea. #8-32 x 3/8" FH MS. |
| FINISHES: | • 605 (US3) Bright Brass, 613 (US10B) Oil Rubbed Bronze, 626 (US26D) Satin Chrome |
| CERTIFICATIONS, LISTINGS, | |
| COMPLIANCES: | • UL/CUL 10C listed for hollow labeled hollow metal swing doors, 4' x 8', 3-1/2 hrs
• Complies with ANSI/BHMA A156.16 Type 27 (Formerly included in A156.3)
• Meets requirements of Buy American Act |



Release Button



93103 Series Automatic Flush Bolt with Bottom Fire Bolt for Hollow Metal Doors



FEATURES:

- Low (5lbs maximum) closing force.
- Fully automatic—opening active door retracts top bolt.
- Override feature prevents damage to doors or bolt if bolt head is blocked from entering strike.
- Bolt head rod is adjustable up to 1-1/2".
- Includes PDQ #629030 Fire Bolt automatically locks the inactive door under high heat conditions due to fire.
- Bottom fire bolt eliminates need for floor prep.

SPECIFICATIONS:

BASE MATERIAL:	• Brass and Steel
FASTENERS:	• 8 ea. #8 x 3/4" FH combo screws, 2 ea. #8-32 x 3/8" FHMS, 4 ea. 10-32 x 13/16" FH MS (for Fire Bolt).
FINISHES:	• 605 (US3) Bright Brass, 613 (US10B) Oil Rubbed Bronze, 626 (US26D) Satin Chrome
CERTIFICATIONS, LISTINGS,	
COMPLIANCES:	• UL/CUL 10C listed for hollow labeled hollow metal swing doors, 4' x 8', 1-1/2 hrs • Complies with ANSI/BHMA 156.16, Type L04021. • Meets requirements of Buy American Act



93201 Series Automatic Flush Bolts For Composite Wood Doors



FEATURES:

- Easy Closing Force
- Non-handed.
- Fully automatic — opening active door retracts top and bottom bolts.
- Override feature prevents damage to doors or bolts if bolt heads are blocked from entering strikes.
- Bolt head rods are adjustable up to 1/2".
- Fusible link automatically locks the inactive door under high heat conditions due to fire
- PDQ # 909 Dust Proof Strike recommended to prevent dirt from accumulating and clogging the bottom strike (ordered separately)

SPECIFICATIONS:

BASE MATERIAL:	• Brass and Steel
FASTENERS:	• 12 ea. #8 x 3/4" FH combo screws • 6 ea. #10 x 1" FH WS. • 4 ea. #8 - 32 x 1/4" FH undercut FH MS.
FINISHES:	• 605 (US3) Bright Brass, 613 (US10B) Oil Rubbed Bronze, 626 (US26D) Satin Chrome
CERTIFICATIONS, LISTINGS,	
COMPLIANCES:	• UL/CUL 10C listed for hollow labeled composite wood swing doors, 4' x 8', 1-1/2 hrs • Complies with ANSI/BHMA A156.16 Type 27 (Formerly included in A156.3) • Meets requirements of Buy American Act



93202 Series Self-latching Automatic Flush Bolts For Composite Wood Doors



FEATURES:

- Easy closing force
- Top bolt automatically engages when the inactive door closes. Bottom latch on the inactive door automatically engages when the active door is closed. When the active door is opened, the bottom latch on the inactive door automatically retracts. The inactive door stays latched at the top until the top bolt is released by pressing the release button on the bolt face.
- Non-handed.
- Override feature prevents damage to door or bolt if bolt head is blocked from entering strike.
- Rod is adjustable up to 1/2".
- PDQ # 909 Dust Proof Strike recommended to prevent dirt from accumulating and clogging the bottom strike (ordered separately)

SPECIFICATIONS:

- BASE MATERIAL:** • Brass and Steel
- FASTENERS:** • 12 ea. #8 x 3/4" FH combo screws.
• 4 ea. #8 - 32 x 1/4" FH MS.
• 6 ea. #10 x 1" FH WS.
- FINISHES:** • 605 (US3) Bright Brass, 613 (US10B) Oil Rubbed Bronze, 626 (US26D) Satin Chrome
- CERTIFICATIONS, LISTINGS, COMPLIANCES:** • UL/CUL 10C listed for hollow labeled composite wood swing doors, 4' x 8', 1-1/2 hrs
• Complies with ANSI/BHMA A156.16 Type 27 (Formerly included in A156.3)
• Meets requirements of Buy American Act



Release Button

93203 Series Automatic Flush Bolt with Bottom Fire Bolt for Wood Composite Doors



FEATURES:

- Low (5 lbs. maximum) closing force.
- Fully automatic—opening active door retracts top bolt.
- Override feature prevents damage to doors or bolt if bolt head is blocked from entering strike.
- Bolt head rod is adjustable up to 1/2".
- Includes PDQ #629030 Fire Bolt automatically locks the inactive door under high heat conditions due to fire.
- Bottom fire bolt eliminates need for floor prep.
- Oversize fire bolt strike hole allows for slight door misalignment.

SPECIFICATIONS:

- BASE MATERIAL:** • Brass and Steel
- FASTENERS:** • 6 ea. #8 x 3/4" FH combo screws, 2 ea. 8-32 x 1/4" FH MS, 3 ea. #10 x 1" FH WS, 4 ea. #8 x 3/4" WS (for Fire Bolt).
- FINISHES:** • 605 (US3) Bright Brass, 613 (US10B) Oil Rubbed Bronze, 626 (US26D) Satin Chrome
- CERTIFICATIONS, LISTINGS, COMPLIANCES:** • UL/CUL 10C listed for hollow labeled composite wood swing doors, 4' x 8', 20 min
• Complies with ANSI/BHMA156.3, Type 25
• Meets requirements of Buy American Act



909 Series Dust Proof Strike

FEATURES:

- Works with all PDQ manual and automatic flush bolts.
- Removable face plate for use with thresholds.
- Adjustable height for carpeted areas.

SPECIFICATIONS:

- BASE MATERIAL:** • Brass
- FASTENERS:** • Adjustment nut for threshold applications.
• Spanner wrench.
• 2 ea. #8 x 1-3/8" FH PS SMS.
• 2 ea. plastic anchors.
- FINISHES:** • 605 (US3) Bright Brass, 613 (US10B) Oil Rubbed Bronze, 626 (US26D) Satin Chrome
- BARREL:** • 15/16" outer diameter x 2" Depth
- CERTIFICATIONS, LISTINGS, COMPLIANCES:** • Complies with ANSI/BHMA156.16, Type L04021
• Meets requirements of Buy American Act



HOW TO ORDER

SERIES	
93170 — MANUAL FLUSH BOLT FOR HOLLOW METAL DOOR 93270 — MANUAL FLUSH BOLT FOR WOOD DOORS 93101 — AUTOMATIC FLUSH BOLTS FOR HOLLOW METAL DOORS 93102 — SELF-LATCHING AUTOMATIC FLUSH BOLTS FOR HOLLOW METAL DOORS 93103 — AUTOMATIC FLUSH BOLT WITH BOTTOM FIRE BOLT FOR HOLLOW METAL DOORS 93201 — AUTOMATIC FLUSH BOLTS FOR WOOD DOORS 93202 — SELF-LATCHING AUTOMATIC FLUSH BOLTS FOR WOOD DOORS 93203 — AUTOMATIC FLUSH BOLT WITH BOTTOM FIRE BOLT FOR WOOD DOORS	
93101	626
605 — BRIGHT BRASS 613 — OIL RUBBED BRONZE 626 — SATIN CHROME	
FINISH	

Ordering Example: 93101 626

 - Denotes factory default

CROSS REFERENCE

	PDQ	ABH	DCI	HAGER	IVES	ROCKWOOD	TRIMCO
MANUAL FLUSH BOLTS							
HOLLOW METAL	93170	1855S	780F	282D	FB458	555	3917-12
COMPOSITE WOOD	93270	1875S	790F	283D	FB358	557	3913
AUTOMATIC FLUSH BOLTS							
HOLLOW METAL	93101	1860P	842	292D	FB31P	2842	3810x3810
	93102	—	845	293D	FB51P	2845	3820x3810
	93103	—	805/8BFB	295M	FB52	2848	3820x3850
COMPOSITE WOOD	93201	1862P	942	291D	FB41P	2942	3815x3815L
	93202	—	945	293D	FB61P	2945	3825x3815L
	93203	—	960/9BFB	295W	FB42	2948	3815x3850

ACCESSORIES

629030 Universal Bottom Fire Bolt for Metal and Composite Wood Doors

FEATURES:

- Designed for use with all PDQ manual and automatic flush bolts.
- For fire labeled doors, must be used with PDQ UL fire listed automatic flush bolts to maintain UL listing status and fire code compliance.
- For use in door only.

SPECIFICATIONS:

- BASE MATERIAL:** • Stainless Steel
- FINISHES:** • 630 (US32D)

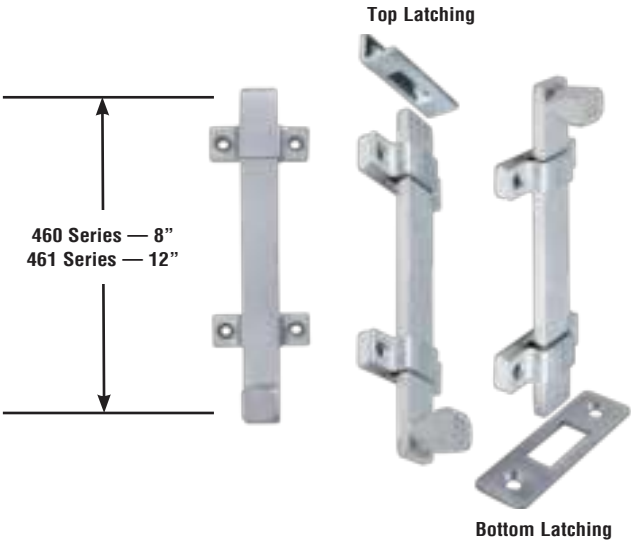


SURFACE BOLTS

460/461 Series Surface Bolts

SPECIFICATIONS:

- MATERIAL:** • Steel.
- MOUNTING**
- FASTENERS:** • 8 ea. #8 x 1-1/4" FH SMS.
- STRIKES:** • 1ea. universal top strike, 1ea. mortise bottom strike.
- FINISHES:** • 626 (US26D) Satin Chrome
- CERTIFICATIONS, LISTINGS, COMPLIANCES:** • Complies with ANSI/BHMA156.16, Type L04151
- Meets requirements of Buy American Act



462 Series Surface Bolt, Concealed Mounting

- Suitable for all types of doors.
- Fully concealed mounting helps guard against vandalism.

SPECIFICATIONS:

- DIMENSIONS:** • Body: 7/8" W x 8" L x 7/8" D.
- Actuating Knob Projection: 1-1/2"
- Top Strike: 2-1/4" W x 1" H x 15/16" D.
- Bottom Strike: 3-3/8" W x 1" H x 1/8" Thick
- MATERIAL:** • Steel.
- SURFACE BOLT**
- THROW:** • 1".
- MOUNTING**
- FASTENERS:** • 5 ea. #12 x 1-1/4" FH PH SMS, 5 ea. 12-24 x 1" FH PH MS, 2 ea. plastic anchors.
- STRIKES:** • 1ea. universal top strike, 1ea. mortise bottom strike.
- FINISHES:** • 626 (US26D) Satin Chrome
- CERTIFICATIONS, LISTINGS, COMPLIANCES:** • Complies with ANSI/BHMA156.16, Type L04151
- Meets requirements of Buy American Act



HOW TO ORDER

SERIES	
462 — SURFACE BOLT, CONCEALED MOUNTING 461 — SURFACE BOLT, 12" 460 — SURFACE BOLT, 8"	
460	626
626 — SATIN CHROME	
FINISH	

Ordering Example: 460 626

- Denotes factory default

COORDINATORS

COR SERIES COORDINATOR, ANSI TYPE 21A

FEATURES:

- Non-handed.
- Override protection to prevent damage in case of abnormal force on door
- Mechanism and filler bar completely fill width of opening
- Suitable for painting to match door and frame finish



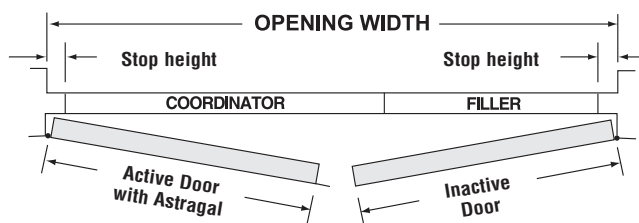
SPECIFICATIONS:

- BASE MATERIAL:** • Steel
- FASTENERS:** • 8 Ea. 12-24 x 1-1/4 PH PH MS.
• 6 Ea. #8 x 3/4" Combo Screws.
• Strike Plates.
- FINISHES:** • 600 (USP) primer
- SIZES:** • COR42: 1-5/8W" x 5/8"H x 42L"
• COR52: 1-5/8W" x 5/8"H x 52L"
• COR60: 1-5/8W" x 5/8"H x 60L"

CERTIFICATIONS, LISTINGS, COMPLIANCES:

- UL/CUL 10B and UL/CUL10C listed for 3 hours for use with a pair of swing doors incorporating an astragal
- Complies with ANSI/BHMA156.3 Type 21A
- Meets requirements of Buy American Act

DOOR OPENING WIDTH	MODEL NUMBER	COORDINATOR PART NUMBER	COORDINATOR LENGTH	FILLER NUMBER	FILLER LENGTH
48"-54"	COORD54	COR42	42"	FB18	18"
55"-60"	COORD60	COR52	52"	FB18	18"
61"-72"	COORD72	COR52	52"	FB20	20"
73"-96"	COORD96	COR60	60"	FB36	36"



NOTE: If stop height dimension is other than 58" contact PDQ Technical Service

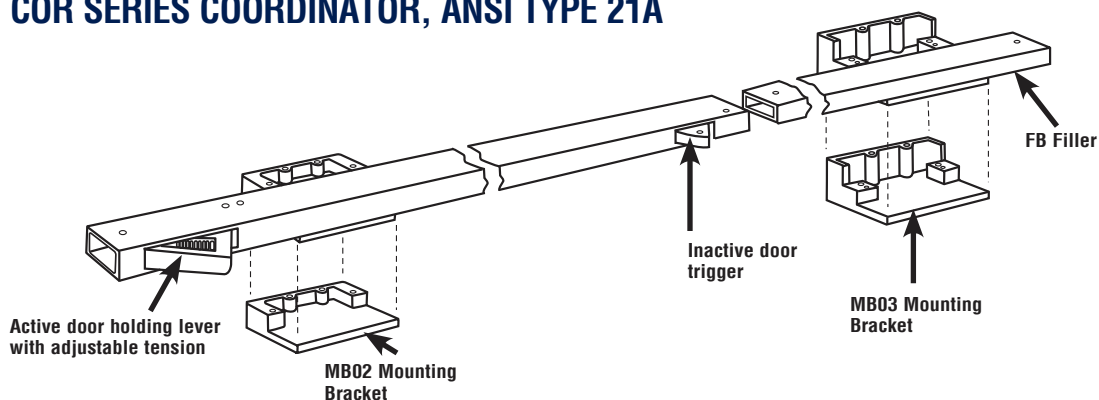
HOW TO SELECT THE RIGHT SIZE COORDINATOR

Coordinator size and length is a function of the active door size. It is recommended the coordinator extend a min of 6" beyond the active door width.

EXAMPLES:

- 1 — Active door = 48", inactive door with astragal = 36" Coordinator size = 48 + 6 = 54" = COORD60
- 2 — Active door = 36", inactive door with astragal = 24" Coordinator size = 42 + 6 = 48" = COORD52
- 3 — Active door = 36", inactive door with astragal = 36" Coordinator size = 36 + 6 = 42" = COORD42

COR SERIES COORDINATOR, ANSI TYPE 21A



HOW TO ORDER

FINISH			
		600 — USP PRIMER	
COORD72		MB02	600
COORD54 — FOR DOOR WIDTHS FROM 48" - 54" COORD60 — FOR DOOR WIDTHS FROM 55" - 60" COORD72 — FOR DOOR WIDTHS FROM 61" - 72" COORD96 — FOR DOOR WIDTHS FROM 73 - 96"		MB02 MOUNTING BRACKET - SOFFIT OVER 2-1/4" MB03 MOUNTING BRACKET - SOFFIT 7/8" - 2-1/4"	
SERIES		MOUNTING BRACKET OPTION¹	

Ordering Example Door Opening Width: 72", Soffit width: 7/8": Order COORD72 MB03 600

- Denotes factory default
 Notes: 1 - Includes 2ea Mounting Brackets.

FB SERIES FILLER

SPECIFICATIONS:

- BASE MATERIAL:** • Steel
- FINISHES:** • 2 Ea. 12-24 x 1-1/4" PH PH MS
- DESIGNATOR** • FB18 — 18"
- SIZE:** • FB20 — 20"
 • FB42 — 42"
- For lengths greater than 42" contact PDQ Technical Service.



MB SERIES MOUNTING BRACKET

FEATURES:

- Required for soffit installations
- Prevents damage to the Coordinator by installation fasteners

SPECIFICATIONS:

- BASE MATERIAL:** • Aluminum
- FASTENERS:** • MB02: 4 Ea. 10-24 x 1-1/2" FH PH MS.
 • MB03: 4 Ea. 10-24 x 2" FH PH MS, 2 Ea. 8-32 x 1-1/2" FH PH MS
- FINISHES:** • 600 (USP) Primer



MB02



MB03

NO.	SOFFIT SIZE
MB02	OVER 2-1/4"
MB03	7/8" - 2-1/4"

93590/93591 SERIES DOOR GRAVITY COORDINATOR, ANSI TYPE 21B

FEATURES:

- When active door is open, coordinator prevents the active door from closing until inactive door closes first. Closing the inactive door causes strike plate on top of door to contact cam and lift arm, allowing the active door to close. As inactive door continues closing, the roller travels over strike plate on, holding the arm above active door
- Non-handed. Field reversible
- Prevents the active door from closing until the inactive door is closed.
- 93590 Series: 6-1/2" Projection. For use on a pair of doors.
 - With astragal on the active door up to 4'.
 - With astragal, inactive door up to 3' 4".
 - With astragals, both doors up to 2' 10".
- 93591 Series: 8-1/2" Projection. For use on a pair of doors
 - With astragal on the active door over 4'.
 - With astragal, inactive door over 3' 4".
 - With astragals, both doors up to 2' 10".



SPECIFICATIONS:

- BASE MATERIAL:** • Cast brass
- FASTENERS:** • Body: 2 ea. #10 x 1" FH SMS, 2 ea. #10 - 24 x 1" FH MS. Strike: 5 ea. #8 x 1" FH SMS.
- FINISHES:** • 626 (US26D) Satin Chrome
- CERTIFICATIONS, LISTINGS, COMPLIANCES:**
- UL/CUL 10B and UL/CUL10C listed for 3 hours for use with a pair of swing doors incorporating astragal
 - Complies with ANSI/BHMA156.3 Type 21B
 - Meets requirements of Buy American Act

MODEL	FINISH	PROJECTION
53590	626 - SATIN CHROME	6-1/2"
53591	626 - SATIN CHROME	8-1/2"

Ordering example: 53590 626

910 SERIES CARRY BAR

FEATURES:

- Required for soffit installations used when the inactive door is opened before the active door

SPECIFICATIONS:

- BASE MATERIAL:** • Brass, steel
- FASTENERS:** • 2 ea. 1/4 - 20 x 3/4" RH MS, 2 ea. 1/4 - 20 x 1-11/16" sex bolts (Included).
- FINISHES:** • 689 Aluminum Painted, 693 Black Painted



MODEL	FINISH	BASE SIZE
910	689 - ALUMINUM	1-3/4" X 2-1/4"
910	693 - BLACK	1-3/4" X 2-1/4"

Ordering example: 910 689

CROSS REFERENCE


PDQ	DESCRIPTION	ABH	DCI	HAGER	IVES	ROCKWOOD	TRIMCO
COR42	Coordinator	3710	N6	297D	COR32	2660	3094A2
COR52	Coordinator	3720	6	297D	COR42/52	2672	3094B1
COR60	Coordinator	3730	L-6	297D	COR60/72	2696	3094C4
MB03	Mounting Bracket	3751	601AB	297M	MB-2	1601AB	3095
MB02	Mounting Bracket	3752	601C	297N	MB-1	1601C	3096
910	Carry Bar	3760	100	297C	CB1	1100	3090
93590/91	Gravity Coordinator	3790	500	298D	COR7G/9G	576	3093

FINISHES

ARCHITECTURAL



605 (US3)
Bright Brass, Clear Coated



613 (US10B)
Oil Rubbed Bronze,
Oxidized Satin Bronze,
Oil Rubbed, No Coating




626 (US26D)
Satin Chromium Plated,
No Coating




630 (US32D)
Satin Stainless Steel,
No Coating

PAINTED



600 (USP)
Primed for Painting



689 (US28)
Aluminum



693 Black

Finishes shown are representative only. Not all products are available in all finishes listed.

NOTES:

WHEN TIME EQUALS MONEY

PDQ'S *PRIORITY QUICKSHIP* DELIVERS

AUBURN, WA

SALT LAKE CITY, UT

KANSAS CITY, MO

2754 CREEK HILL ROAD
LEOLA, PA 17540

Our Four Distribution Centers are ideally located to provide quick delivery throughout the entire United States. Priority Quickship items will ship same day or next day after the order is received. Contact your sales representative or PDQ Customer Service for more information.



Headquarters: 2754 Creek Hill Road • Leola, PA 17540 • 800.441.9692 • 717.656.6892 Fax
Regional Distribution Centers: Kansas City, MO, Salt Lake City, UT, Seattle, WA
www.pdqlocks.com

PDQ'S Flush Bolts Brochures are now printed entirely on Forest Stewardship Council™ certified paper. FSC Certification ensures that the paper used in this catalog contains fiber from well-managed and responsibly harvested forests that meet strict environmental and socioeconomic standards. We're proud to be one of the first hardware manufacturers in the country to make this significant move to help our environment. The FSC logo on our brochure signals not only FSC Certification, but also PDQ's commitment to improving the environment.



Mixed Sources

Product group from well-managed forests and other controlled sources
www.fsc.org Cert no. SW-COC-002931
© 1996 Forest Stewardship Council